

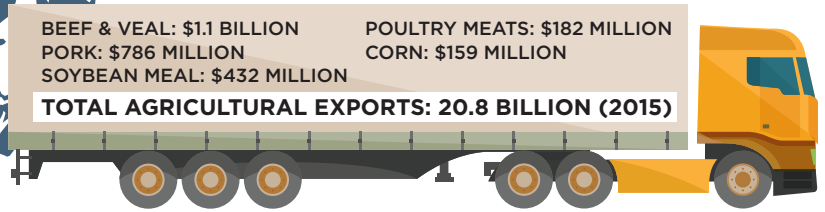


# U.S. - CANADA TRADE RELATIONSHIP



U.S. AND CANADA TOTAL AGRICULTURAL TRADE:  
**43.6 BILLION**

## U.S. AG EXPORTS TO CANADA

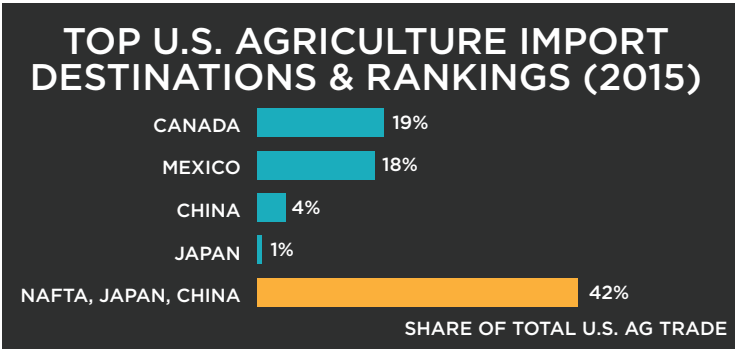
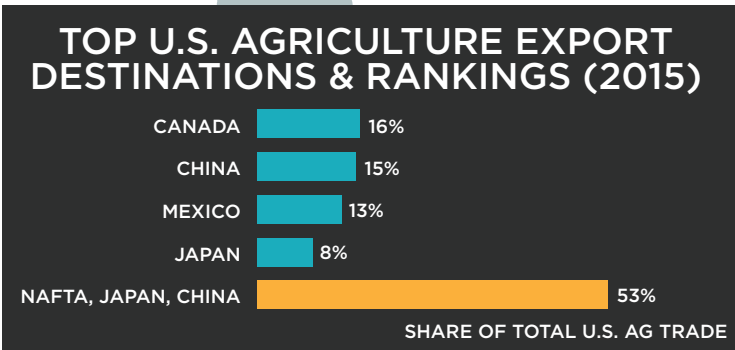


BASED ON A 2013-2015 AVG.

## U.S. AG IMPORTS FROM CANADA



BASED ON A 2013-2015 AVG.



### IOWA EXPORTS TO CANADA

	IOWA ALLOCATED SHARE OF U.S. PRODUCTION (%)	IOWA ALLOCATED SHARE OF U.S. EXPORTS (MILLIONS)
CORN	18.1%	\$26.3
SOYBEANS & PRODUCTS	15.5%	\$66.9
BEEF	5.3%	\$57.8
PORK	29.4%	\$231.3
DAIRY	2.3%	\$14.4
TURKEY	4.4%	-



INFOGRAPHIC DATA SOURCE: USDA ERS, FATUS